

Edge for glue, do not cut (page: 0;0)

Edge for glue, do not cut (page: 1;0)





Edge for glue, do not cut (page: 2;0)



Edge for glue, do not cut (page: 3;0)





Edge for glue, do not cut (page: 0;1)



Edge for glue, do not cut (page: 1;1)





Edge for glue, do not cut (page: 2;1)



Edge for glue, do not cut (page: 3;1)



Edge for glue, do not cut (page: 4;1)



Edge for glue, do not cut (page: 0;2)

Edge for glue, do not cut (page: 1;2)



Edge for glue, do not cut (page: 1;2)



Edge for glue, do not cut (page: 2;2)



Edge for glue, do not cut (page: 3;2)





Edge for glue, do not cut (page: 4;2)



Edge for glue, do not cut (page: 0;3)

Edge for glue, do not cut (page: 1;3)

Edge for glue, do not cut (page: 1;3)



Edge for glue, do not cut (page: 2;3)




Edge for glue, do not cut (page: 3;3)




Edge for glue, do not cut (page: 4;3)







Edge for glue, do not cut (page: 0;4)



Edge for glue, do not cut (page: 1;4)



E  
d  
g  
e  
  
f  
o  
r  
  
g  
l  
u  
e  
,  
  
d  
o  
  
n  
o  
t  
  
c  
u  
t  
  
(  
p  
a  
g  
e  
:  
  
2  
;  
4  
)



Edge for glue, do not cut (page: 3;4)



Edge for glue, do not cut (page: 4;4)



2011

2011

Edge for glue, do not cut (page: 0:5)




Abstract black lines of varying thicknesses and orientations are drawn across the white background. Some lines are straight, while others are curved or looping. They appear to be hand-drawn or generated by a simple algorithm.

# Mario Var

## (Premio N





gas Llosa

obel de Literatura

a 2010)

[www.actiludis.com](http://www.actiludis.com)

m

