

Edge for glue, do not cut (page: 0;0)




Edge for glue, do not cut (page: 1;0)



Edge for glue, do not cut (page: 2;0)





Edge for glue, do not cut (page: 0;1)




Edge for glue, do not cut (page: 1;1)




Edge for glue, do not cut (page: 2;1)





Edge for glue, do not cut (page: 0;2)



E
d
g
e

f
o
r

g
l
u
e
,

d
o

n
o
t


c
u
t

(
p
a
g
e
:

1
;
2
)

Edge for glue, do not cut (page: 1;2)

A black and white line drawing of a landscape. The scene features rolling hills and a winding path that leads from the foreground into the distance. The drawing is composed of simple, bold lines, giving it a minimalist and sketchy appearance. The path starts at the bottom left and curves towards the right, then turns back towards the left as it moves further into the background. The hills are represented by a series of connected, wavy lines that create a sense of depth and movement. The overall composition is balanced and evokes a sense of tranquility and exploration.



Edge for glue, do not cut (page: 3;2)

Rayne

Albert

E
d
g
e
f
o
r
g
l
u
e
,
d
o
n
o
t
c
u
t
(
p
a
g
e
:
2
;
3
)



