



b B b

b B

## MÉTODO DE LECTO - ESCRITURA "ACTILUDIS"

NOTA: Este método es autoría de José Miguel de la Rosa Sánchez y está bajo licencia Creative Commons BY-NC-SA 3.0. De este método se pueden hacer tantas copias impresas como se desee siempre que su distribución sea totalmente gratuita para uso exclusivo de la enseñanza.


Queda totalmente prohibida la venta total o parcial del método así como su inclusión en cuadernos recopilatorios por los cuales se cobre por su utilización.

Así mismo bajo las condiciones de la licencia BY-NC-SA 3.0. puede COMPARTIRLO en REDES SOCIALES, WEB Y BLOG, pero en todos los casos enlazando al material original alojado en [actiludis.com](http://actiludis.com) y NUNCA descargando y compartiendo desde un blog externo al original.

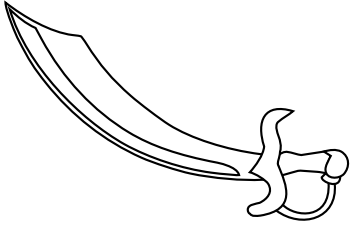
Nombre:

Fecha:


Bl ll



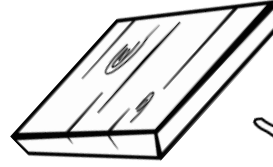
Una blusa



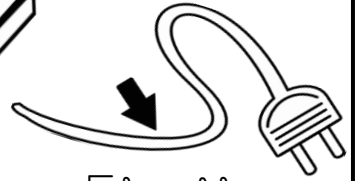
Un sable



El roble



Una tabla



El cable




Un tablón



Mi pueblo



El diablo



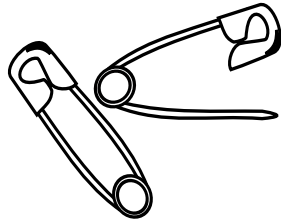
Un establo



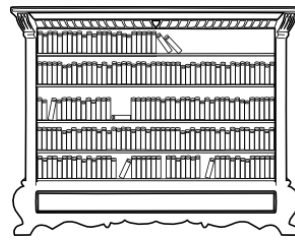
La Biblia



Su ombligo



Los impermeables



La biblioteca



El impermeable

Pablo se dirige a la biblioteca de su población con el tablero de parchis en la mano. El día amaneció con niebla y ahora está nublado, pero no tan horrible como para no jugar unas partidas con sus amables amigos Blas y Blanca.

Aunque ha ganado el doble de veces que ellos, es un jugador aceptable que sabe ganar y perder noblemente.



Nombre: \_\_\_\_\_



Fecha: \_\_\_\_\_



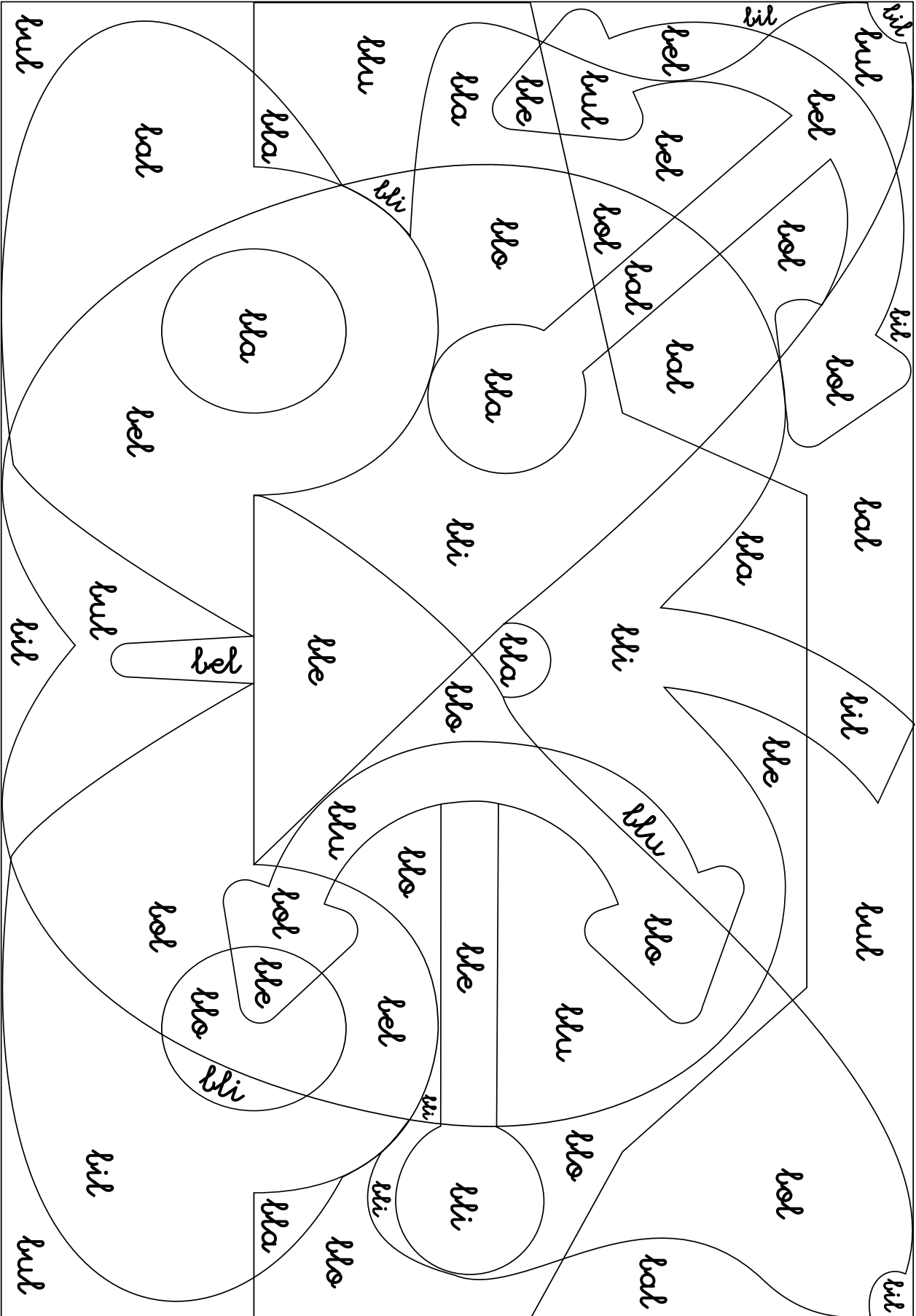
bla - bli - blu - blo - ble




COLOREA SEGUN LAS CLAVES Y DESCOBRE UN DIBUJO

bla, ble, bli, blo, blu de ROJO

bol, bel, bil, bol, bul de AZUL





Nombre:



Fecha:



Escribe "bl" y el nombre de los dibujos.



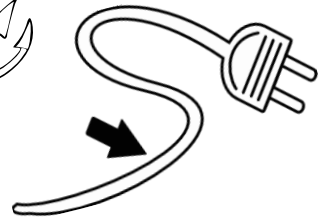
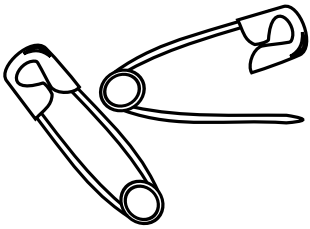

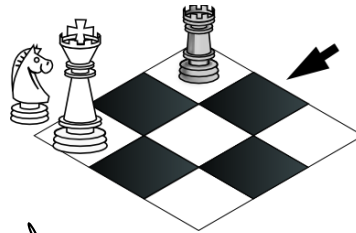

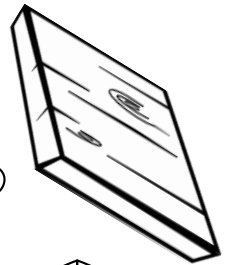
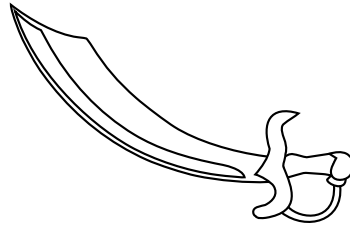


→ bla ble blo blu bli bla ble blo blu bli

→ bla ble blo blu bli bla ble blo blu bli

→

→

→



→

→

→

→

→

→



actiludis.com



focacipart.net23.net  
focacipart.wordpress.com





Nombre:



Fecha:



Escribe "bl" y el nombre de los dibujos.



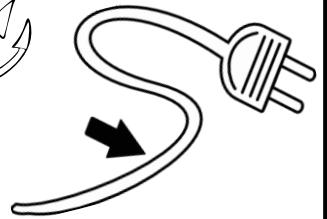
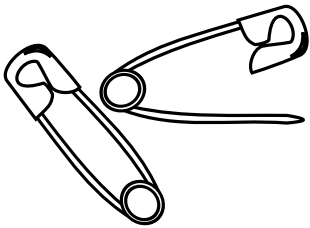
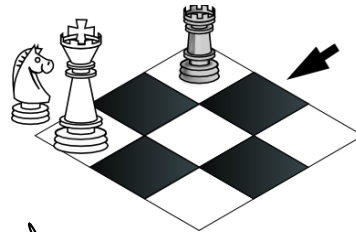

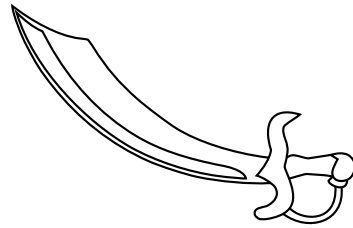


→ bla ble blo blu bli bla ble blo blu bli

→ bla ble blo blu bli bla ble blo blu bli

→ . . . . .

→ . . . . .

→ . . . . .



→


→

→


→

→

→



Nombre: \_\_\_\_\_



Fecha: \_\_\_\_\_



Completa las siguientes palabras y clasificalas en el dibujo que tenga su sílaba

bla - ble - blo - bli - blu



ta\_\_\_

terri\_\_\_

pro\_\_\_ma

nie\_\_\_

bi\_\_\_oteca

esta\_\_\_

ama\_\_\_

bi\_\_\_a

amue\_\_\_

\_\_\_que

dia\_\_\_ra


nu\_\_\_do

pu\_\_\_co

\_\_\_són

\_\_\_sa

ORDENA LAS PALABRAS



bl\_




bl\_



bl\_

Large grid for writing words.




bl\_

Grid for writing the word 'blusa'.

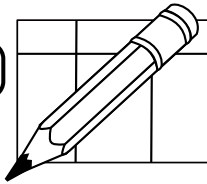


bl\_

Grid for writing the word 'bebé'.



Nombre: \_\_\_\_\_



Fecha: \_\_\_\_\_



Completa las siguientes palabras y clasificalas en el dibujo que tenga su sílaba

bla - ble - blo - bli - blu



ta\_\_\_

terri\_\_\_

pro\_\_\_ma

nie\_\_\_

bi\_\_\_oteca

esta\_\_\_

ama\_\_\_

bi\_\_\_a

amue\_\_\_

\_\_\_que

dia\_\_\_ra


nu\_\_\_do

pu\_\_\_co

\_\_\_són

\_\_\_sa

ORDENA LAS PALABRAS



bl\_



bl\_




bl\_

Handwriting practice lines with arrows for the barn illustration.

Handwriting practice lines with arrows for the devil illustration.

Handwriting practice lines with arrows for the chest of drawers illustration.



bl\_

Handwriting practice lines with arrows for the coat illustration.




bl\_

Handwriting practice lines with arrows for the baby illustration.






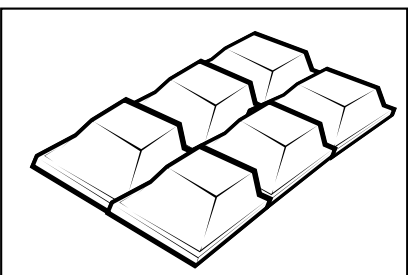
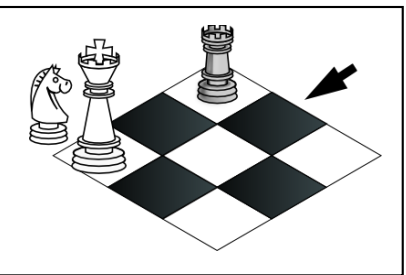
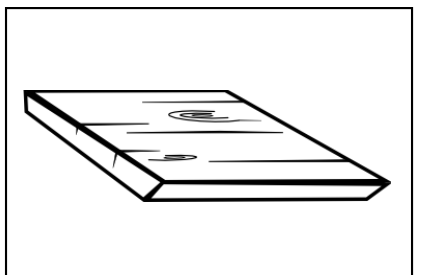
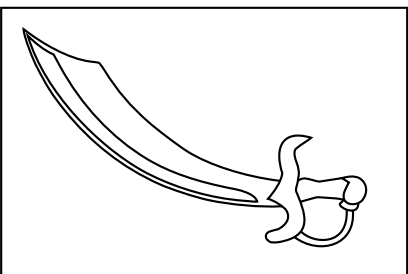

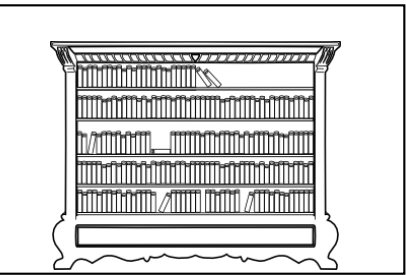
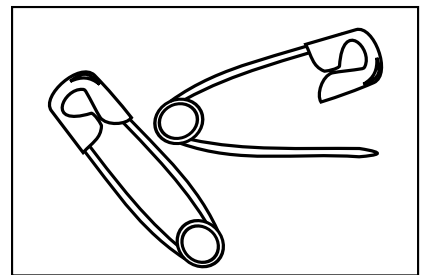



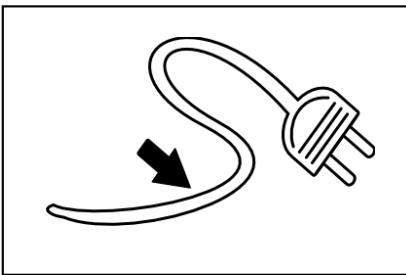
Nombre:



Fecha:




Recorta y pega en tu cuaderno. Escribe la palabra





Ordena las siguientes sílabas y escribe las palabras en tu cuaderno.





co-blan

do-blan

blar-do

blan-nie-ca-ves

ta-ta-ble



po-ble-ta

im-per-ble-di

pi-co-bli

ta-ro-ble

bi-blio-ca-te

Ordena las siguientes palabras y escribe las frases en tu cuaderno.

por teléfono. mucho Blanca habla



Los encajables. bloques son




publicidad. ponen tele En la



El la película. público vio

Las blanco. son de pan rebanadas




Nombre:

Fecha:




Inventa frases, con los dibujos que hay en los recuadros, en las que aparezcan palabras con la letra:

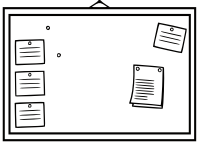
poner  
cubrir  
buscar  
...




merendar  
saborear  
comer  
...


poner  
colocar  
leer  
...






afilar  
sacar  
defender  
...





viajar  
llegar  
ir  
...


predicar  
enseñar  
leer  
...

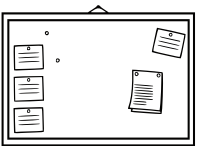
poner  
cubrir  
buscar  
...





merendar  
saborear  
comer  
...



poner  
colocar  
leer  
...




afilar  
sacar  
defender  
...

viajar  
llegar  
ir  
...


predicar  
enseñar  
leer  
...





poner  
cubrir  
buscar  
...




merendar  
saborear  
comer  
...

poner  
colocar  
leer  
...




afilar  
sacar  
defender  
...




viajar  
llegar  
ir  
...





predicar  
enseñar  
leer  
...



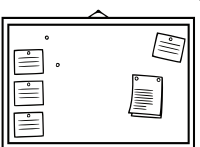

poner  
cubrir  
buscar  
...




merendar  
saborear  
comer  
...


poner  
colocar  
leer  
...




afilar  
sacar  
defender  
...




viajar  
llegar  
ir  
...

predicar  
enseñar  
leer  
...

