

A

a

A

a

MÉTODO DE LECTO - ESCRITURA "ACTILUDIS"

Este método es autoría de José Miguel de la Rosa Sánchez y está bajo licencia Creative Commons BY-NC-SA 3.0. De este método se pueden hacer tantas copias impresas como se desee siempre que su distribución sea totalmente gratuita para uso exclusivo de la enseñanza.



Queda totalmente prohibida la venta total o parcial del método así como su inclusión en cuadernos recopilatorios por los cuales se cubre por su utilización.

Así mismo bajo las condiciones de la licencia BY-NC-SA 3.0. puede COMPARTIRLO en REDES SOCIALES, WEB Y BLOG, pero en todos los casos enlazando al material original alojado en actiludis.com y NUNCA descargando y compartiendo desde un blog externo al original.



Nombre: _____

Fecha: _____



Colorea la letra en mayúscula y minúsculas por la que empieza el nombre del dibujo.

A

a

o

a

r

l

w

j

g

V

A

R

K

d

z

a

f

a

e

A

N

h

T

D

a

a

e

L

a

y

A

r

A

I

c

a

q

l

a

A

a



Nombre: _____

Fecha: _____



Colorea la letra en mayúscula y minúsculas por la que empieza el nombre del dibujo.

A

a

o

a

r

l

w

j

g

V

A

R

K

d

z

a

f

a

e

A

N

h

T

D

a

a

e

L

a

y

A

r

A

I

c

a

q

l

a



A

a



Nombre: _____

Fecha: _____



Colorea la letra en mayúscula y minúsculas por la que empieza el nombre del dibujo.


A collection of letters in circles for coloring. The letters are arranged in a grid-like pattern:

- Row 1: E, r, K, l
- Row 2: h, s, e, w
- Row 3: y, g, V, a, R, e
- Row 4: e, e, j, E, e, D
- Row 5: A, N, h, T, q, o
- Row 6: d, e, l, a, d, E, r
- Row 7: z, e, d, L, e
- Row 8: E, f, e, c, I



Nombre: _____

Fecha: _____



Colorea la letra en mayúscula y minúsculas por la que empieza el nombre del dibujo.

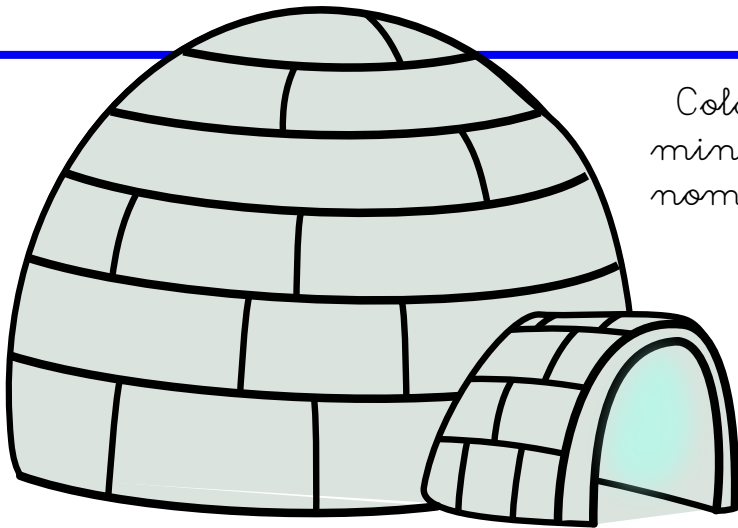

A collection of letters in circles for coloring. The letters are arranged in a grid-like fashion:

- Row 1: E, r, K, h
- Row 2: h, s, e, w
- Row 3: y, g, V, a, R, e
- Row 4: e, e, j, E, e, D
- Row 5: A, N, h, T, q, e
- Row 6: d, e, h, a, d, E, r
- Row 7: z, h, e, d, L, e
- Row 8: E, f, e, c, I

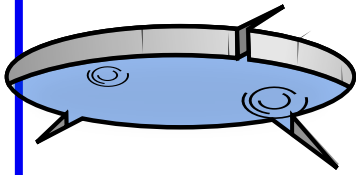


Nombre:

Fecha:



Colorea la letra en mayúscula y minúsculas por la que empieza el nombre del dibujo.




A collection of letters in circles for coloring. The letters are arranged in a grid-like pattern. The letters include: I, A, a, i, j, w, V, r, I, R, K, T, z, e, a, r, e, f, N, i, A, D, i, i, e, L, b, h, A, q, I, L, A, h, c, i, i, b, d, i, y.

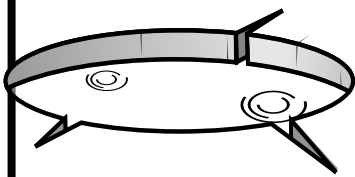


Nombre: _____

Fecha: _____



Colorea la letra en mayúscula y minúsculas por la que empieza el nombre del dibujo.





A collection of letters in circles for coloring. The letters are arranged in several rows:

- Row 1: I, A, o
- Row 2: i, j, w
- Row 3: i, g, r, I, R, K
- Row 4: T, z, e, a, r, o
- Row 5: f, N, i, A, D, i
- Row 6: i, e, L, b, h, A, q
- Row 7: I, A, c, i
- Row 8: i, b, d, i, y



Nombre: _____

Fecha: _____



Colorea la letra en mayúscula y minúsculas por la que empieza el nombre del dibujo.

A collection of letters in both uppercase and lowercase, some in a simple sans-serif font and some in a cursive script, each enclosed in a circle. The letters are arranged in a grid-like pattern for selection.


Letters present in the circles:

- Row 1: O, O, o, o
- Row 2: r, b, w
- Row 3: j, a, V, O, R, K
- Row 4: d, z, o, f, o, o
- Row 5: O, N, h, T, D, a
- Row 6: o, e, L, o, y, O, r
- Row 7: A, I, c, o
- Row 8: q, b, o, O, o



Nombre: _____

Fecha: _____





Colorea la letra en mayúscula y minúsculas por la que empieza el nombre del dibujo.

A collection of letters in both uppercase and lowercase, some in bold and some in a cursive font, arranged in a grid for coloring. The letters include: O, O, o, o, r, r, w, j, a, V, O, R, K, d, z, e, f, e, e, O, N, h, T, D, a, e, e, L, e, y, O, r, A, I, c, o, q, b, o, O, e.



Nombre: _____

Fecha: _____



Colorea la letra en mayúscula y minúsculas por la que empieza el nombre del dibujo.

U

o

z

u

r

w

f

V

U

u

K

u

g

j

u

R

T

d

u

c

U

h

U

e

D

u

e

L

u

y

u

r

N

q

m

A

I

h

u


U

u



Nombre: _____

Fecha: _____



Colorea la letra en mayúscula y minúsculas por la que empieza el nombre del dibujo.

U

o

z

u

r

w

f

V

U

u

K

u

g

j

u

R

T

d

u

h

U

e

D

u

e

L

u

y

u

r

N

q

m

A

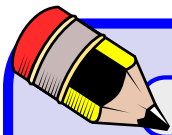
I

h

u


U

u

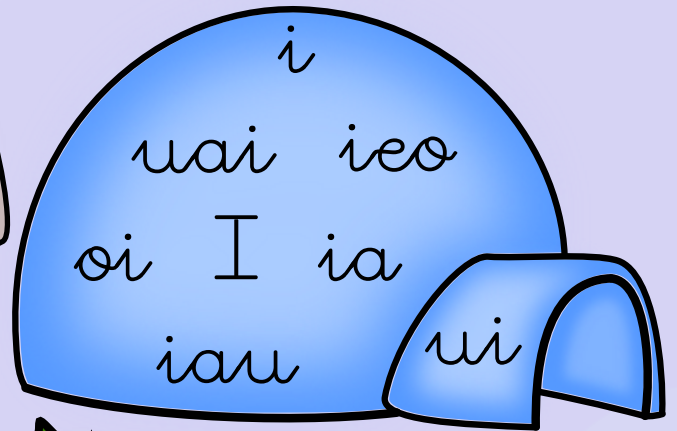


Nombre:

Fecha:



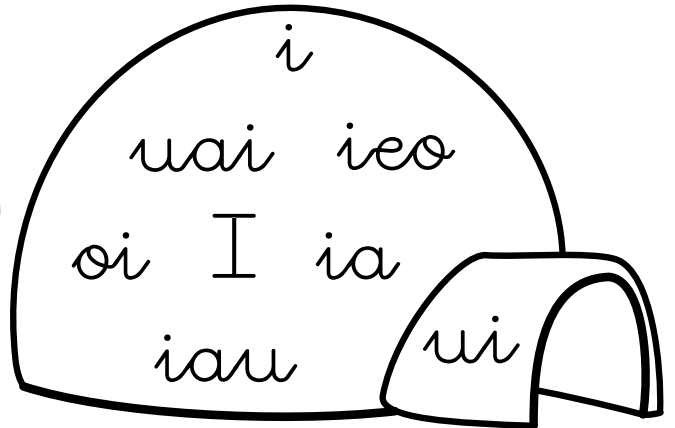

¿Por qué inicial empieza cada silueta?. Lee el interior de cada una y rodea todas las vocales iguales a la vocal de su silueta.



Nombre:

Fecha:

¿Por qué inicial empieza cada silueta?. Lee el interior de cada una y rodea todas las vocales iguales a la vocal de su silueta.



Nombre: _____

Fecha: _____

Recorta los dibujos y ponlos en su recuadro

A a

--	--	--	--

O

E

e








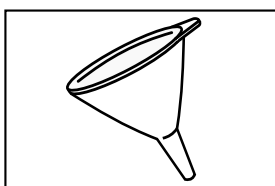





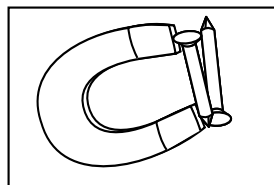
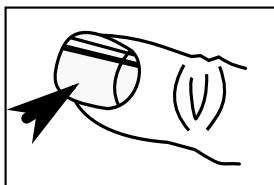
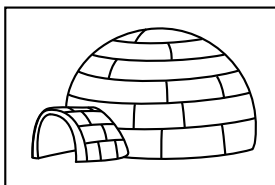
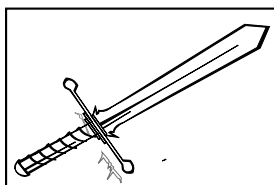
e

U

I

u

i



Nombre: _____

Fecha: _____



Descubre el dibujo oculto. Para ello colorea las vocales que contiene según las claves que tienes aquí.

a

Rojo

e

Verde

i


Amarillo

o

Azul

u

Marrón







Ayúdame a encontrar a mi perro Lalo pasando sólo por los caminos con dibujos que empiezan por vocal.




Nombre: _____



Fecha: _____



Colorea el camino y los dibujos por los que has pasado



Nombre: _____

Fecha: _____

Colorea las vocales que contengan las palabras de cada dibujo.

a

Rojo

e

Verde

i






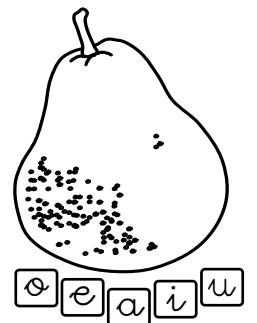







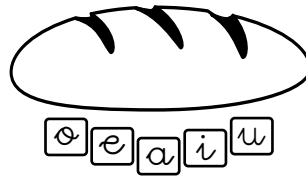
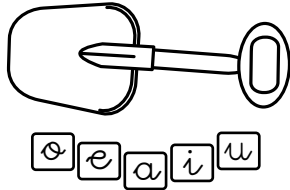

Amarillo

o

Azul

u

Marrón



Nombre: _____

Fecha: _____

Colorea la vocal por la que empieza la palabra de cada dibujo.

a

Rojo

e

Verde

i





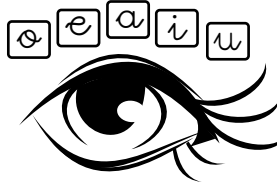
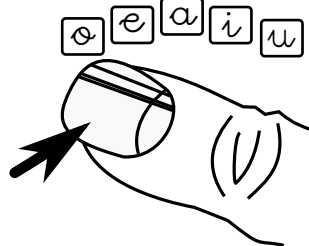

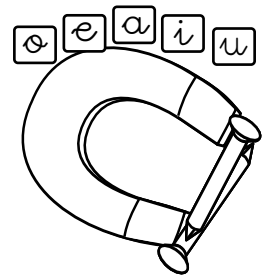





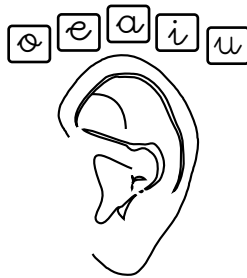


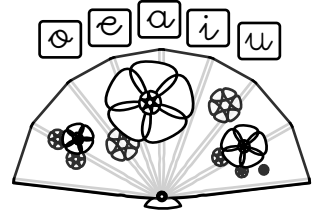




Amarillo

o

Azul

u

Marrón








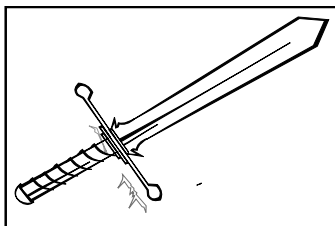
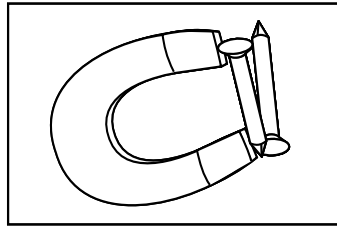
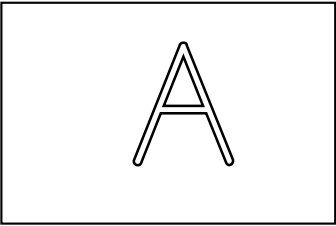
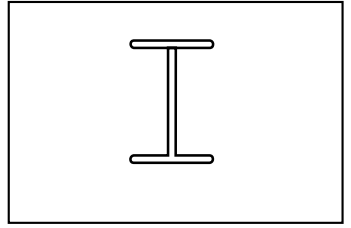




Nombre:

Fecha:



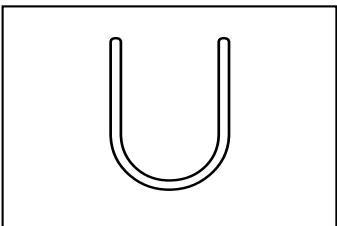






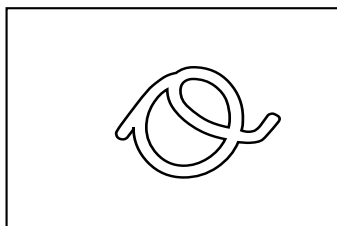



Recorta los dibujos y ponlos en su recuadro



Nombre:

Fecha:







Nombre:

Fecha:




Recorta los dibujos y ponlos en su recuadro



Nombre:

Fecha:



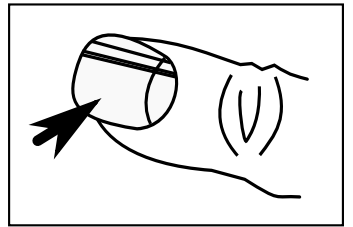
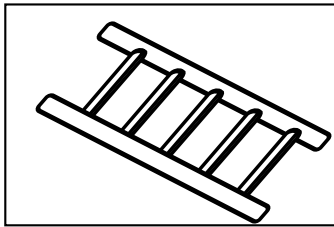

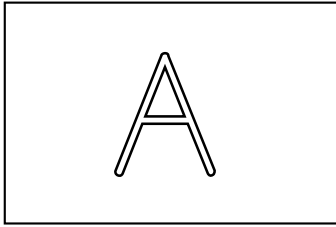



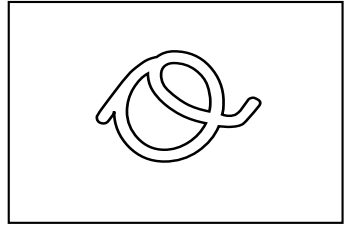





Nombre:

Fecha:




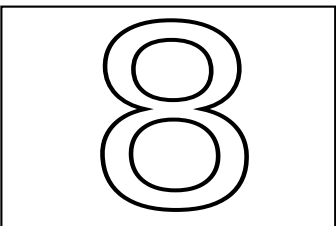








Recorta los dibujos y ponlos en su recuadro



Nombre:

Fecha:

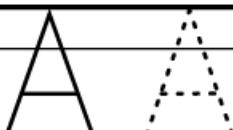

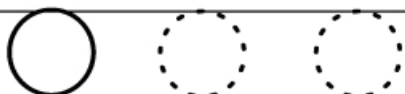




Nombre:



Fecha:





Nombre:



Fecha:

1 1 1


1

I I

e e e

e

E E





Nombre:

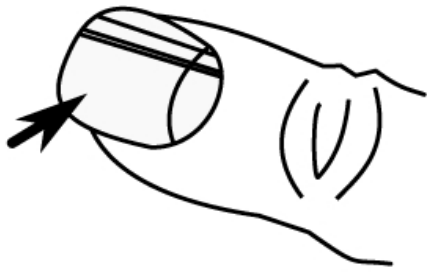


Fecha:

W W W

W

W W



Y Y Y

Y

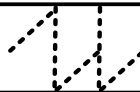
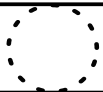
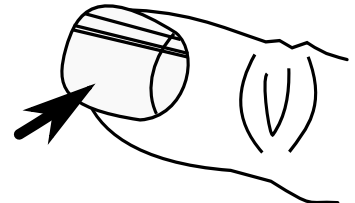




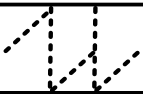



Y Y

Nombre:

Fecha:



Escribe dos veces la vocal por la que empiezan estos dibujos.

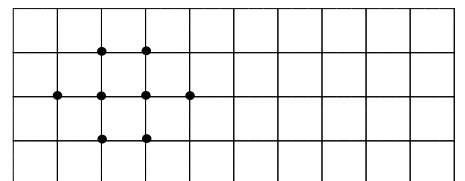
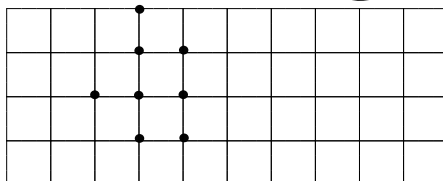
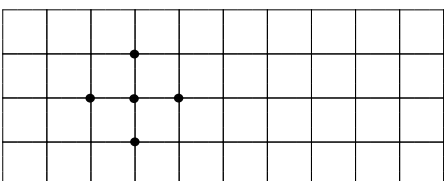
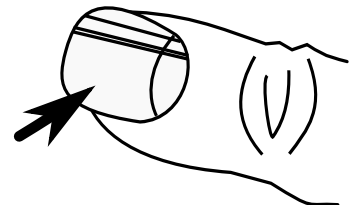

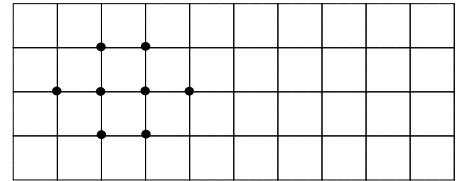
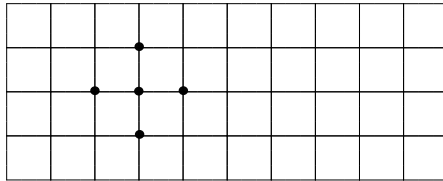
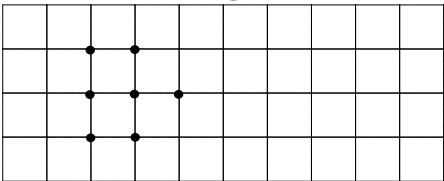


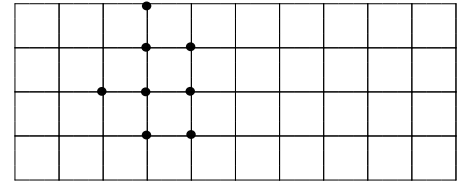
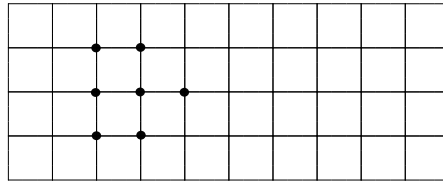
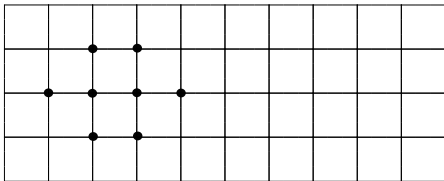

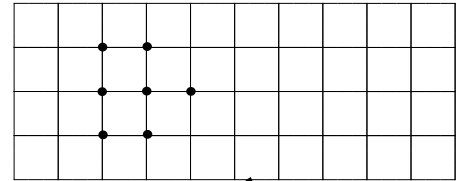
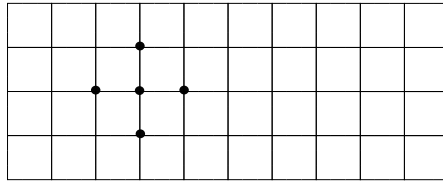
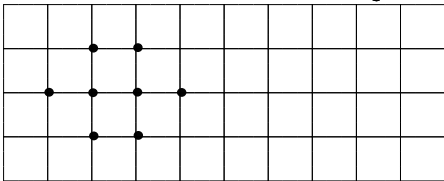



Nombre:

Fecha:



Escribe dos veces la vocal por la que empiezan estos dibujos.



Nombre:

Fecha:

Recorta y pega en tu cuaderno. Escribe la vocal

