




Edge for glue, do not cut (page: 0;0)

DESCRIBIMOS

1. DE QUÉ MATERIALES ESTÁ HECHO



VI

Edge for glue, do not cut (page: 1;0)

OS OBJETOS


O




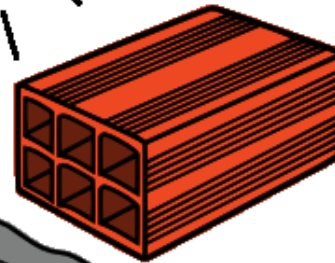
VIDRIO



PAPEL

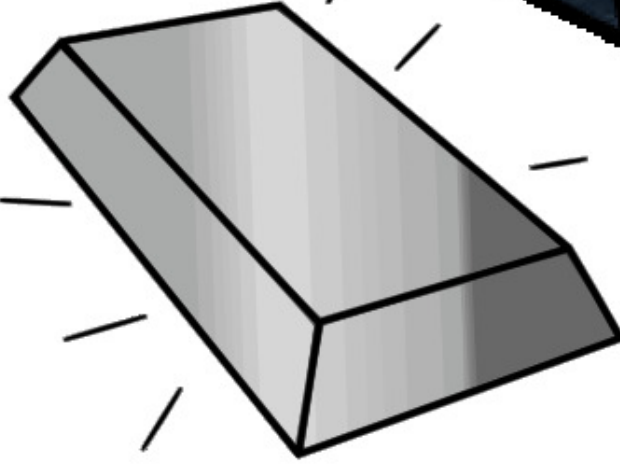


PETREO




**MADERA /
VEGETAL**

EN NUESTRO CUERPO




SÓLIDO



LÍQUIDO



G



ESTADO



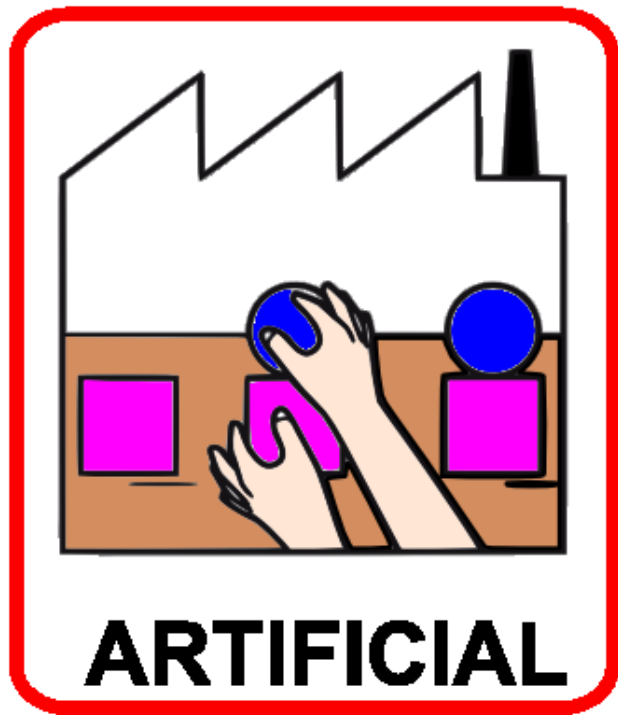
ASEOSO

¿DÓNDE SE USA?

3.- ORIGEN




NATURAL



ARTIFICIAL


4.-



REDO

5.-

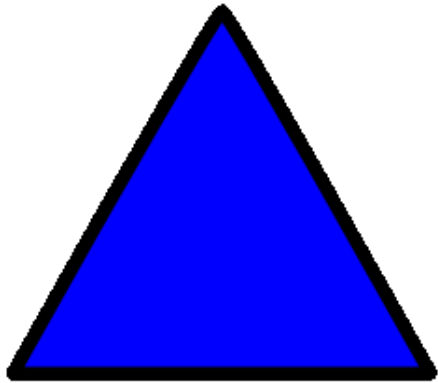

6.- ¿PARA Q




Edge for glue, do not cut (page: 1;1)

FORMA Y COLOR

CUADRADO



RECTÁNGULAR



ROJO

VERDE

AZUL

AMARILLO

MARRÓN..


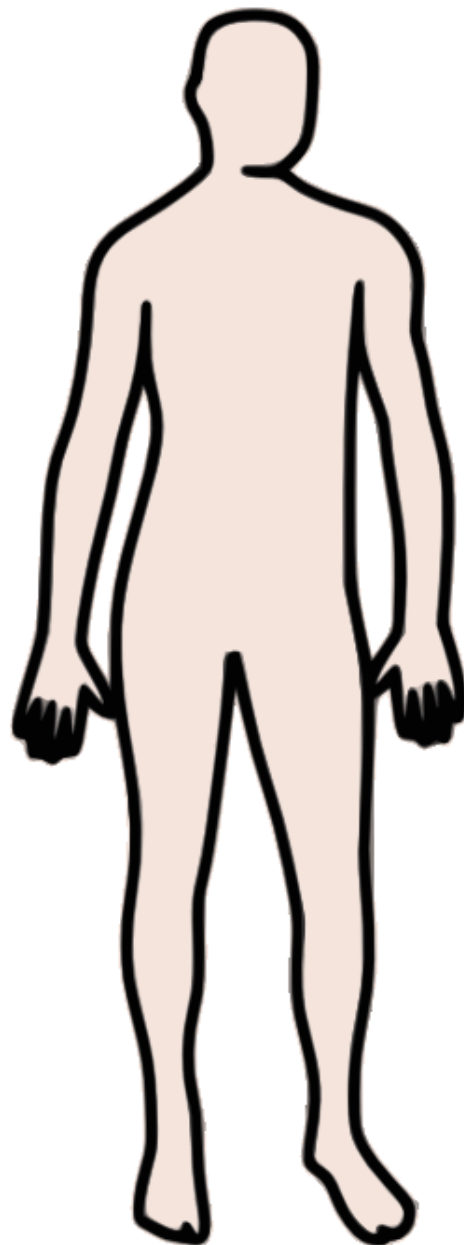
CÍRCULO

TRIÁNGULAR

¿QUÉ SIRVE?



Edge for glue, do not cut (page: 2;1)



EN LA CASA



EN EL COLE



EN LA CALLE




EN EL CAMP



**OCIO Y
TIEMPO LIBRE**



EN EL TRABAJO



APRENDER

COM



VIAJAR

EN



Edge for glue, do not cut (page: 1;2)




UNICARSE




ALIMENTARSE



TRABAJAR



RECREARSE / DIVERTIRSE



USO PERSONAL

Edge for glue, do not cut (page: 2;2)