

Q u qu

Q u qu

MÉTODO DE LECTO - ESCRITURA "ACTILUDIS"


NOTA: Este método es autoría de José Miguel de la Rosa Sánchez y está bajo licencia Creative Commons BY-NC-SA 3.0. De este método se pueden hacer tantas copias impresas como se desee siempre que su distribución sea totalmente gratuita para uso exclusivo de la enseñanza.

Queda totalmente prohibida la venta total o parcial del método así como su inclusión en cuadernos recopilatorios por los cuales se cobre por su utilización.


Así mismo bajo las condiciones de la licencia BY-NC-SA 3.0. puede COMPARTIRLO en REDES SOCIALES, WEB Y BLOG, pero en todos los casos enlazando al material original alojado en actiludis.com y NUNCA descargando y compartiendo desde un blog externo al original.

Nombre: _____


Fecha: _____



que qui




queso




quiosco




esquimal



quimono




paquete



máquina




quiniela




mosquito



quínqué



almanaque



maniquí

Quique comió tostadas y queso.

El mosquito me picó en la mano.

Aquí está el maniquí con el quimono.

Se alquilan canoas en el estanque.

Lola limpia la moqueta con la máquina.


Paquito quemó el paquete con el quínqué.

Nombre:

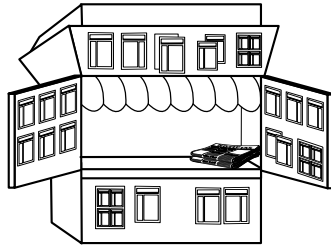
Fecha:



que qui



queso



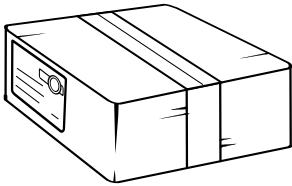
quiosco




esquimal



quimono




paquete




máquina




quiniela




mosquito



quinqué



almanaque



maniquí

Quique comió tostadas y queso.


El mosquito me picó en la mano.

Aquí está el maniquí con el quimono.

Se alquilan canoas en el estanque.

Lola limpia la moqueta con la máquina.

Paquito quemó el paquete con el quinqué.




Nombre: _____

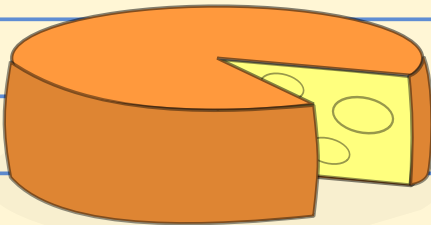
Fecha: _____



Quique está escondido al lado del quiosco de la esquina.




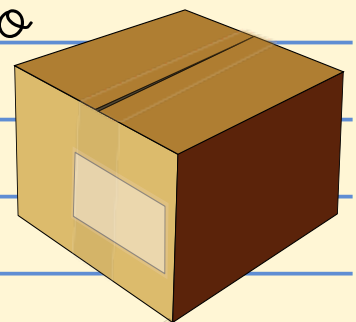
Los esquimales se quedan quietos y los mosquitos no les pican.



Los quinientos quesitos están en el paquete que puso Quica en la mesa.


Con el quinqué de Quino, aquí se nos quemó la moqueta del salón.

La máquina de empaquetado se quedó en la tienda de las quinielas.



Consuelo se quedó quieta delante del esqueleto del Capitán Quitapeças.





Nombre:



Fecha:



Escribe la letra "q" y el nombre de los dibujos.



que que que que que que que que


que que que

qui qui qui qui qui qui qui qui

qui qui qui

Que Que Que Que Que

Qui Qui Qui Qui Qui



Empty grid for writing the names of the objects and the letter 'q'.



Nombre:



Fecha:



Escribe la letra "q" y el nombre de los dibujos.



que que que que que que que que





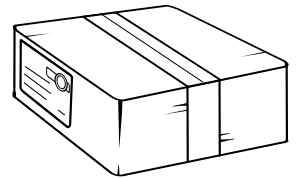


que que que

qui qui qui qui qui qui qui qui

qui qui qui

Que Que Que Que Que


Qui Qui Qui Qui Qui



Blank handwriting lines for practice.





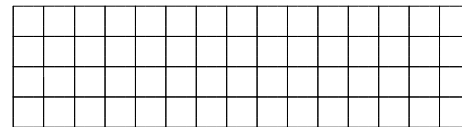




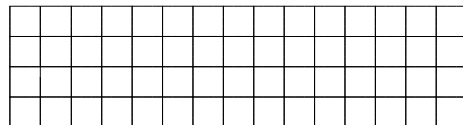



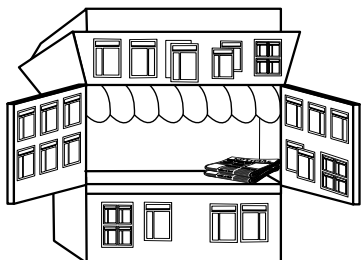
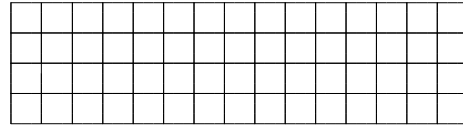
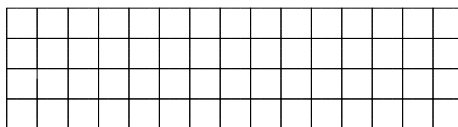
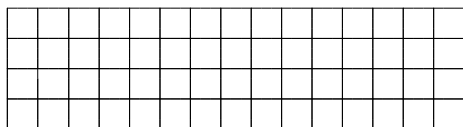
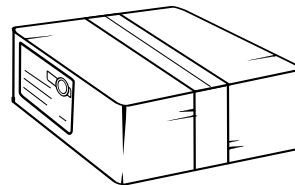


Nombre:



Fecha:




Escribe el nombre de cada personaje y objeto






Nombre:




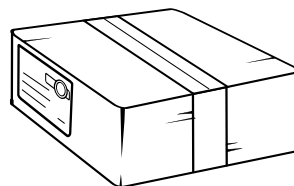
Fecha:

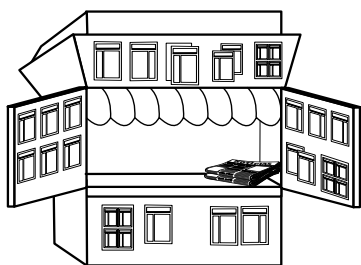


Escribe el nombre de cada personaje y objeto































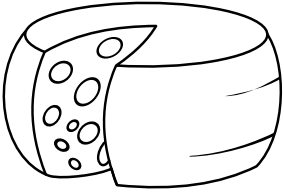





Nombre:






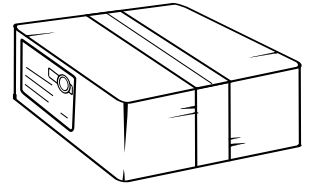
Fecha:



Busca en la sopa de letras las palabras de los siguientes dibujos.



M	A	N	I	Q	U	I	T	O	E	E
Q	M	T	Q	P	A	A	E	I	S	Q
U	A	A	U	A	L	T	Q	Q	Q	U
I	Q	N	E	Q	M	U	M	U	U	I
N	U	Q	S	U	A	E	O	I	I	O
Q	I	U	O	E	N	T	S	N	M	S
U	N	E	I	T	A	I	Q	I	A	C
E	A	I	U	E	Q	T	U	E	L	O
S	E	S	U	I	U	O	I	L	I	P
E	Q	U	I	P	E	S	T	A	A	A
Q	U	I	M	O	N	O	O	L	Q	O



Escribe las palabras que has encontrado

Grid for writing the first word

Grid for writing the second word


Grid for writing the third word

Grid for writing the fourth word





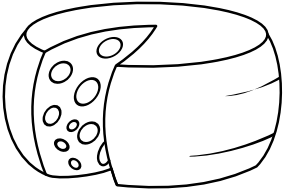





Nombre:



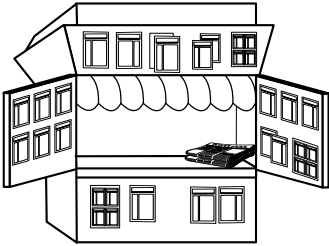
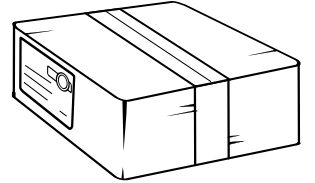
Fecha:



Busca en la sopa de letras las palabras de los siguientes dibujos.



M	A	N	I	Q	U	I	T	O	E	E
Q	M	T	Q	P	A	A	E	I	S	Q
U	A	A	U	A	L	T	Q	Q	Q	U
I	Q	N	E	Q	M	U	M	U	U	I
N	U	Q	S	U	A	E	O	I	I	O
Q	I	U	O	E	N	T	S	N	M	S
U	N	E	I	T	A	I	Q	I	A	C
E	A	I	U	E	Q	T	U	E	L	O
S	E	S	U	I	U	O	I	L	I	P
E	Q	U	I	P	E	S	T	A	A	A
Q	U	I	M	O	N	O	O	L	Q	O



Escribe las palabras que has encontrado




actiludis.com

foca


focacipart.net23.net
focacipart.wordpress.com



M	A	N	I	Q	U	I	T	O	E	E
Q	M	T	Q	P	A	A	E	I	S	Q
U	A	A	U	A	L	T	Q	Q	Q	U
I	Q	N	E	Q	M	U	M	U	U	I
N	U	Q	S	U	A	E	O	I	I	O
Q	I	U	O	E	N	T	S	N	M	S
U	N	E	I	T	A	I	Q	I	A	C
E	A	I	U	E	Q	T	U	E	L	O
S	E	S	U	I	U	O	I	L	I	P
E	Q	U	I	P	E	S	T	A	A	A
Q	U	I	M	O	N	O	O	L	Q	O



Nombre: _____



Fecha: _____



Recorta y pega en tu cuaderno. Escribe la palabra

