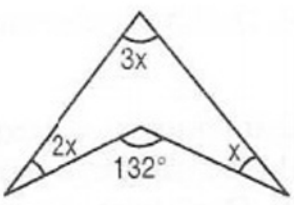
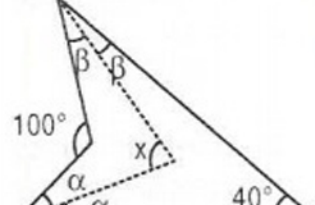
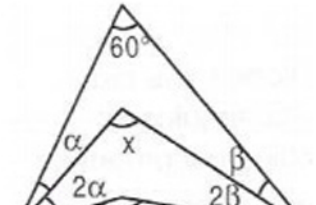
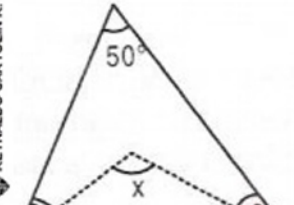
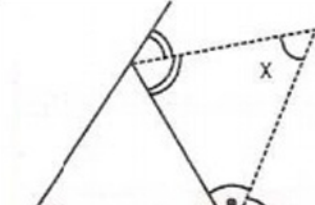


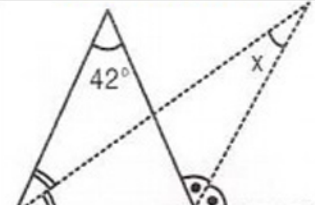
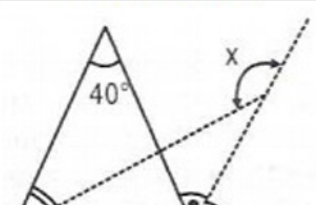
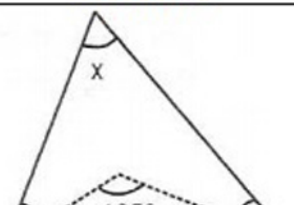
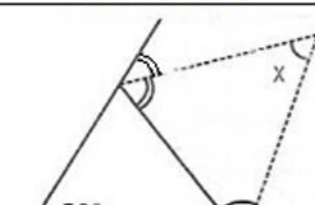
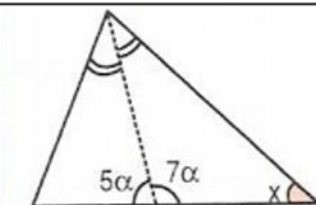
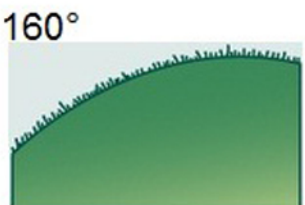

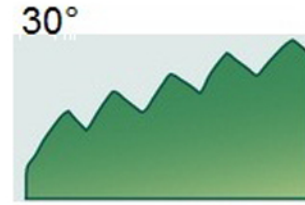





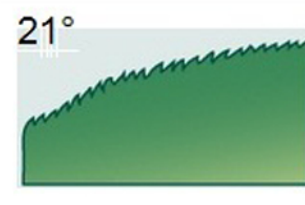
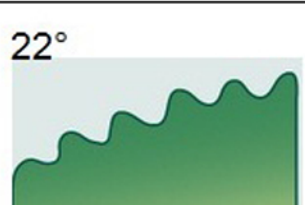
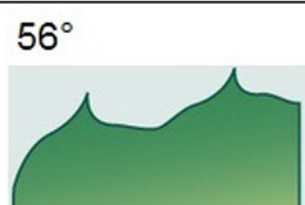



**MARGEN DE LAS HOJAS (ÁNGULOS)**

Calcula el valor de "x" en cada caso, luego busca la solución en la figura y pega en su lugar indicado.

 <p><b>SINUADO</b></p>	 <p><b>DOBLE ASERRADO</b></p>	 <p><b>LOBADO</b></p>
 <p><b>ONDULADO</b></p>	 <p><b>ASERRADO</b></p>	 <p><b>ESPINOSO</b></p>
 <p><b>ENTERO</b></p>	 <p><b>FINAMENTE ASERRADO</b></p>	 <p><b>CILIADO</b></p>
 <p><b>DENTADO</b></p>	 <p><b>CRENADO</b></p>	 <p><b>DENTICULADO</b></p>

 <p>160°</p>	 <p>65°</p>	 <p>30°</p>
 <p>40°</p>	 <p>70°</p>	 <p>36°</p>
 <p>80°</p>	 <p>60°</p>	 <p>21°</p>
 <p>22°</p>	 <p>56°</p>	 <p>115°</p>