

T

t

MÉTODO DE LECTO - ESCRITURA "ACTILUDIS"

NOTA: Este método es autoría de José Miguel de la Rosa Sánchez y está bajo licencia Creative Commons BY-NC-SA 3.0. De este método se pueden hacer tantas copias impresas como se desee siempre que su distribución sea totalmente gratuita para uso exclusivo de la enseñanza.

Queda totalmente prohibida la venta total o parcial del método así como su inclusión en cuadernos recopilatorios por los cuales se cobre por su utilización.

Así mismo bajo las condiciones de la licencia BY-NC-SA 3.0. puede COMPARTIRLO en REDES SOCIALES, WEB Y BLOG, pero en todos los casos enlazando al material original alojado en actiludis.com y NUNCA descargando y compartiendo desde un blog externo al original.


Nombre: _____

Fecha: _____




Lectura

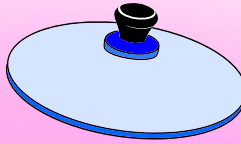
te tu to ta ti



auto




pato



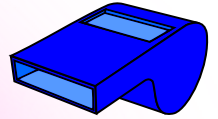
tapa



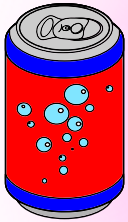
seta



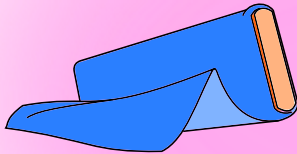
moto



pito




lata



tela




topo




siete




potito




muleta



patatas



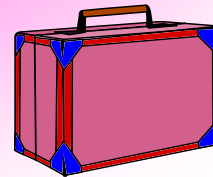
tomate



aleta



pelota



maleta

Mi tío Matías usa su auto o su moto.

Tomás pela patatas y Teo tomates.

Maite saltó al suelo y pisó la pelota.

El topo tapa los tomates y la seta.

La tela tapa la muleta y la maleta.

Pepito toma siete potitos y seis latas.


Nombre: _____

Fecha: _____




Lectura


te tu to ta ti



auto



pato



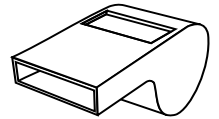
tapa



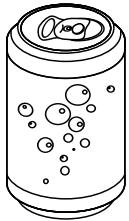
seta



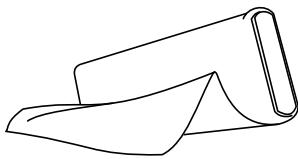
moto



pito




lata



tela




topo




siete



potito




muleta



patatas



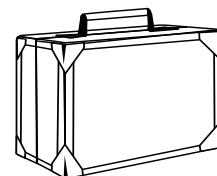
tomate



aleta



pelota



maleta

Mi tío Matías usa su auto o su moto.


Tomás pela patatas y Teo tomates.

Maite saltó al suelo y pisó la pelota.

El topo tapa los tomates y la seta.

La tela tapa la muleta y la maleta.

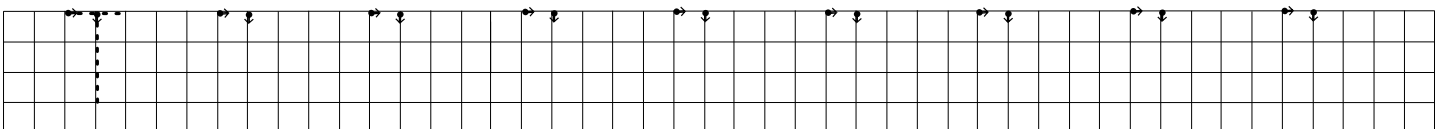
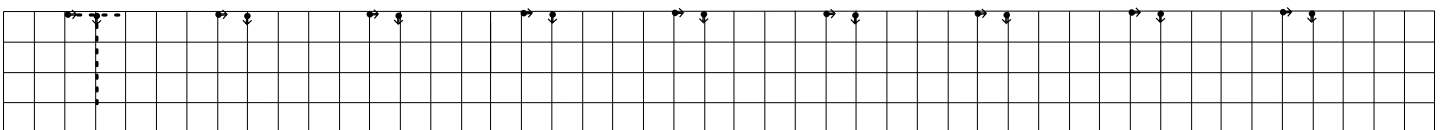
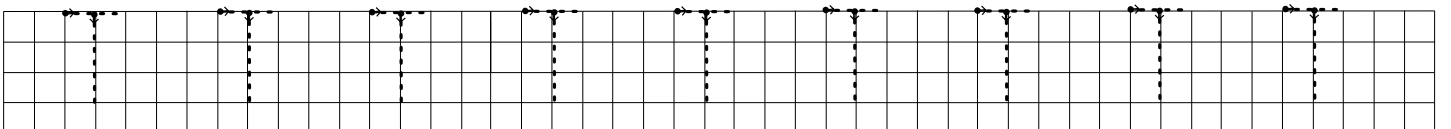
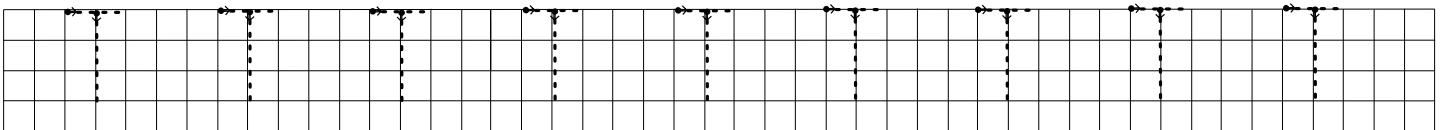

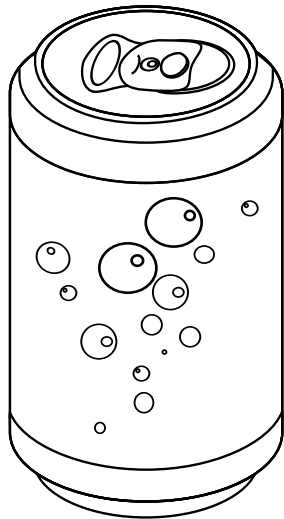
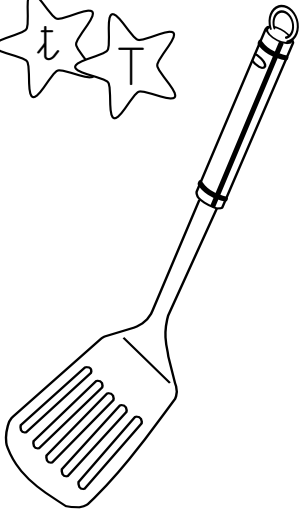
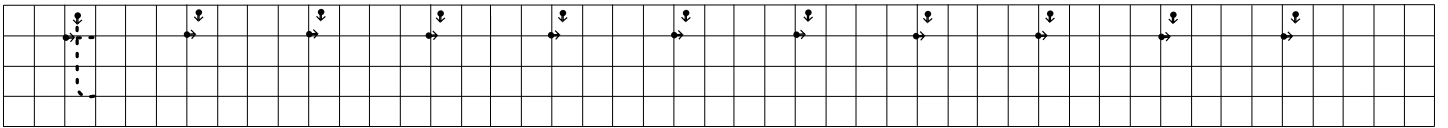
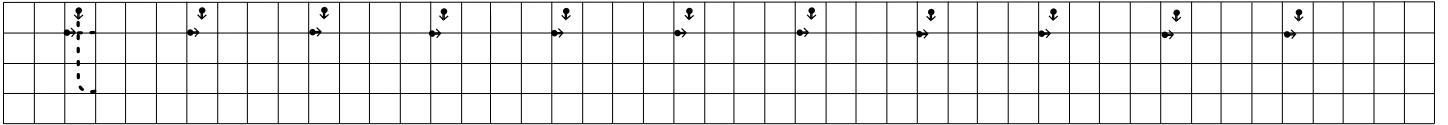

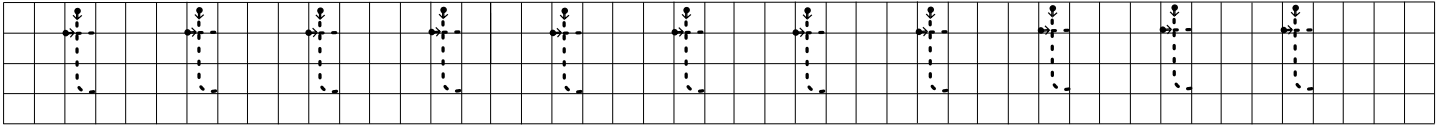
Pepito toma siete potitos y seis latas.




Nombre:



Fecha:

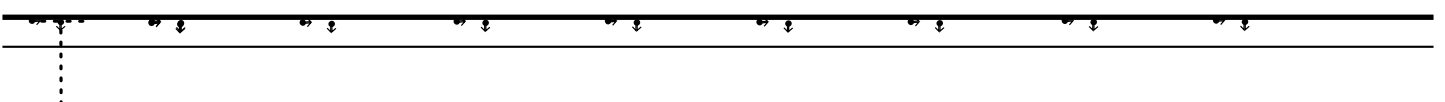
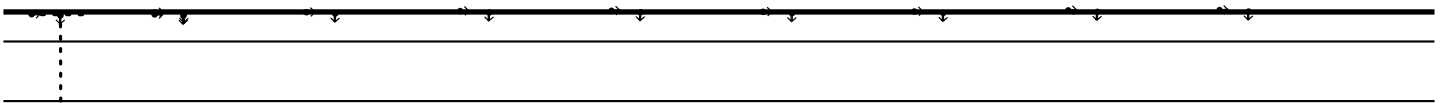



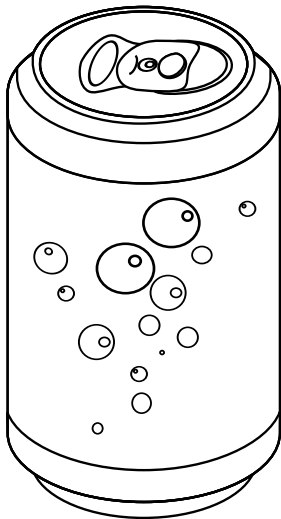
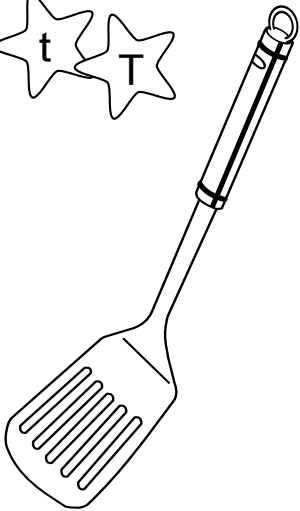

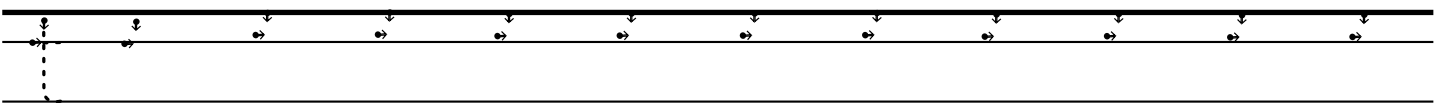
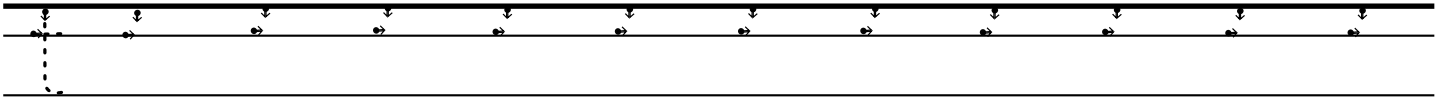
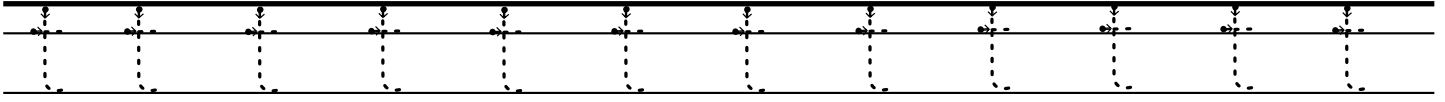
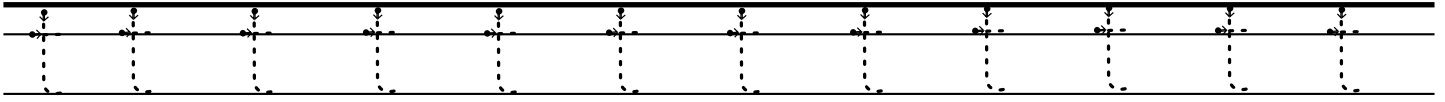




Nombre:



Fecha:






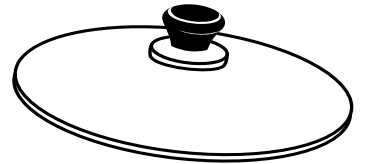

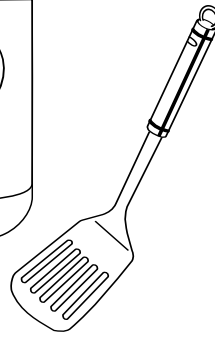


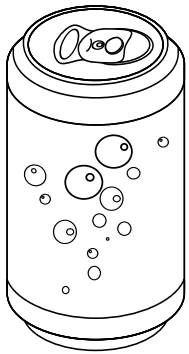
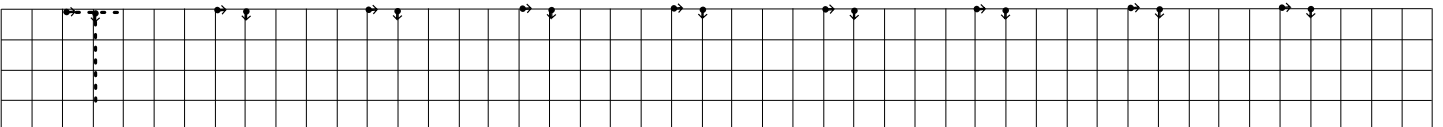
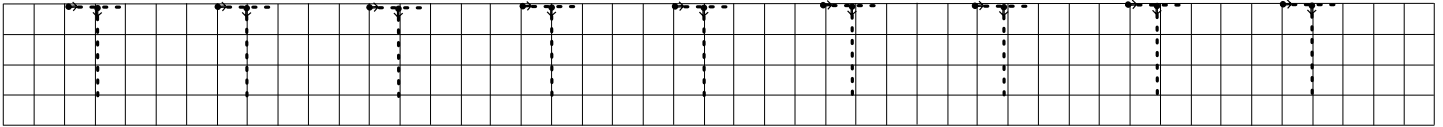
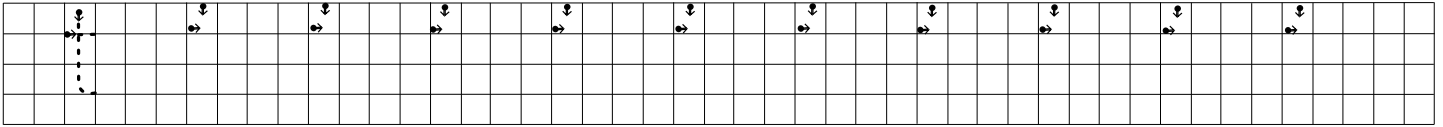
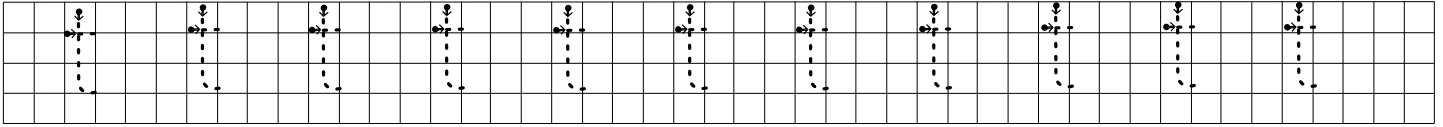
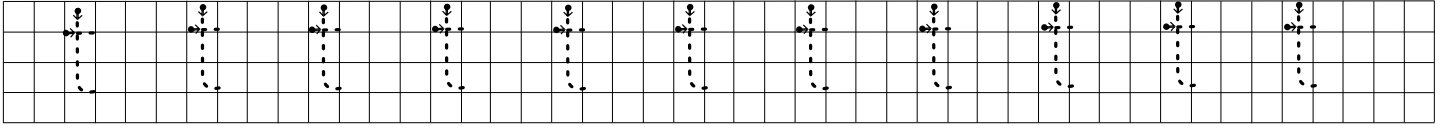
Nombre:



Fecha:



Escribe la letra "t" y el nombre de los dibujos.





Nombre:

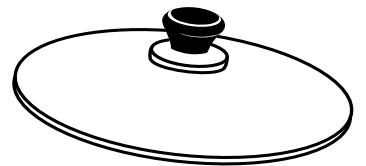

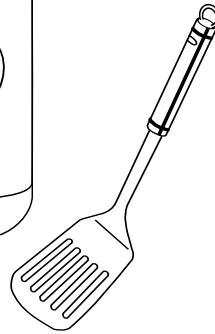


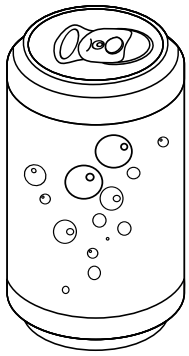


Fecha:



Escribe la letra "t" y el nombre de los dibujos.

Handwriting practice lines for the letter 't'. Each row consists of a top line, a middle dashed line, and a bottom line. The first row contains 12 dashed lowercase 't's for tracing. The second row contains 12 dashed lowercase 't's for tracing. The third row contains 12 dashed lowercase 't's for tracing. The fourth row contains 12 dashed lowercase 't's for tracing. The fifth row contains 12 dashed lowercase 't's for tracing. The sixth row contains 12 dashed lowercase 't's for tracing.




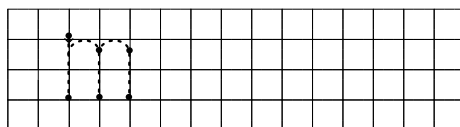

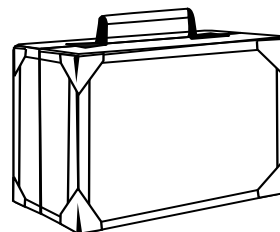
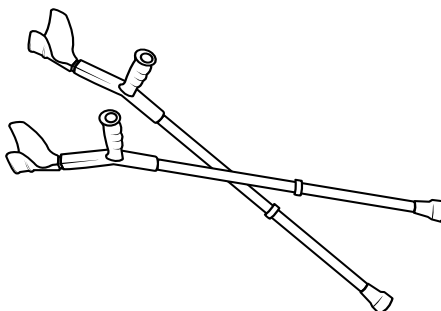

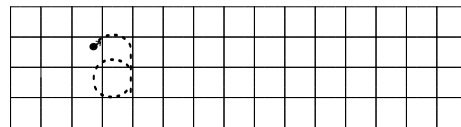
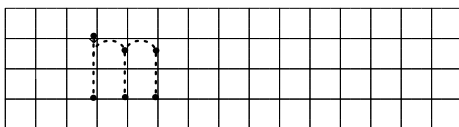
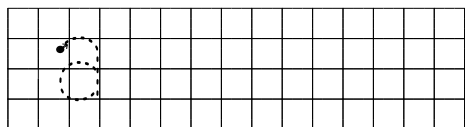




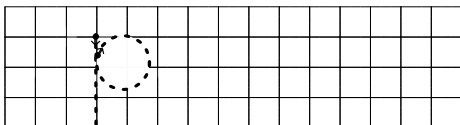
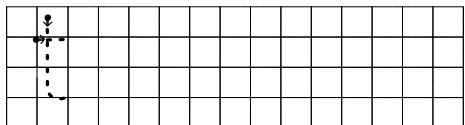
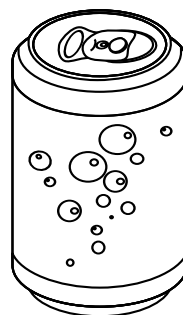


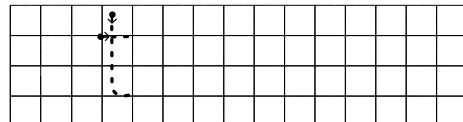



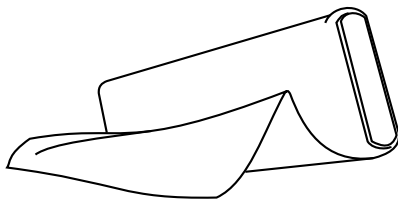

Blank handwriting lines for writing the names of the objects shown in the illustrations above.

Nombre:

Fecha:




Escribe el nombre de cada personaje y objeto




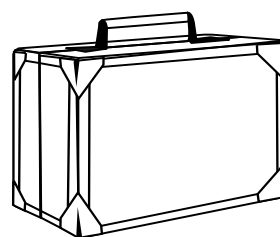
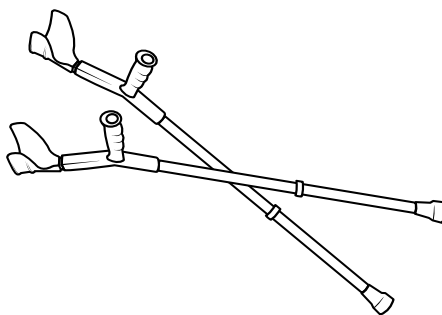










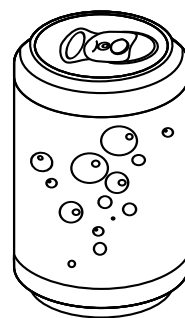


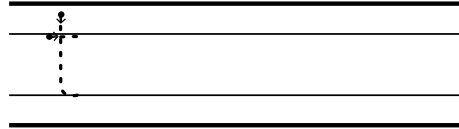



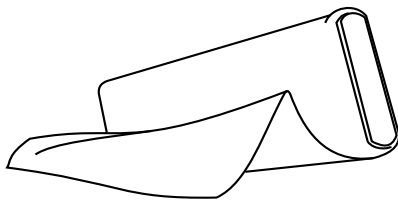



Nombre:

Fecha:



Escribe el nombre de cada personaje y objeto


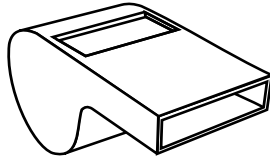
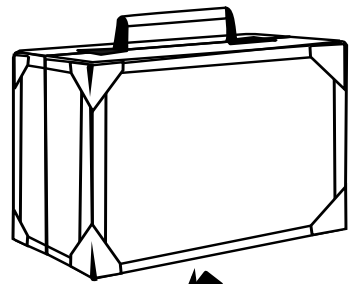

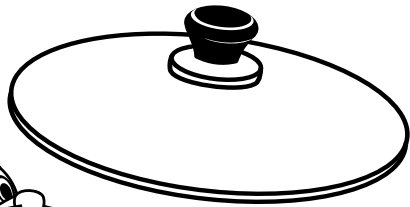


Nombre: _____



Fecha: _____



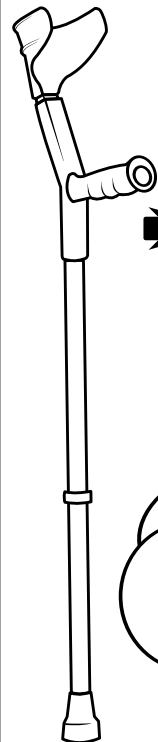
①





①



②



②



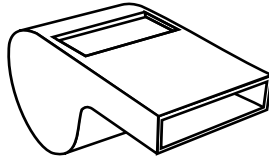
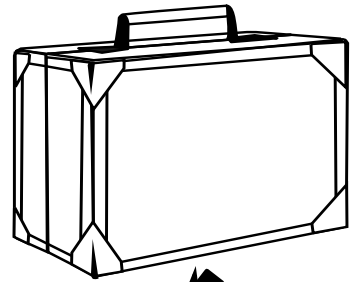

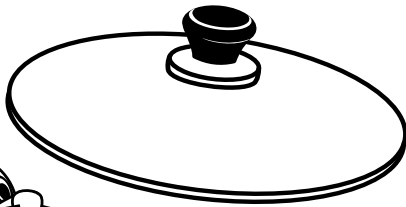
Realiza el crucigrama colocando una letra del dibujo en cada casilla.

Nombre: _____

Fecha: _____



①



M

O

M

① T

A

P

A

P

O

T

I

L

P

T

7

E

O

O

S

E

T

A



I

A

E

②

P

A

T

A


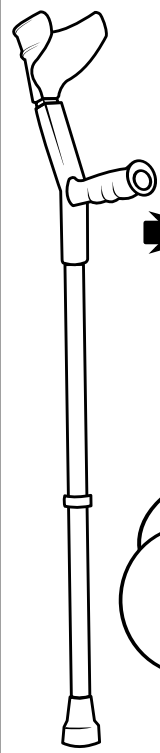
T

A

E

E

②



M

U

L

E

T

A

O

T

O



M

A

T

E


A



Realiza el crucigrama colocando una letra del dibujo en cada casilla.



Nombre: _____



Fecha: _____



Recorta y pega en tu cuaderno. Escribe la vocal

